

# Migration related data

Qamran Hussain

Data and Statistics Manager, Migration Yorkshire

Qamran.Hussain@migrationyorkshire.org.uk



This project is co-funded by the European Union Asylum, Migration and Integration Fund. Making management of migration flows more efficient across the European Union.

# Which data is available about migrant populations at local level?



**Migration Yorkshire**  
*Strategic leadership, local support*



This project is co-funded by the European Union Asylum, Migration and Integration Fund. Making management of migration flows more efficient across the European Union.



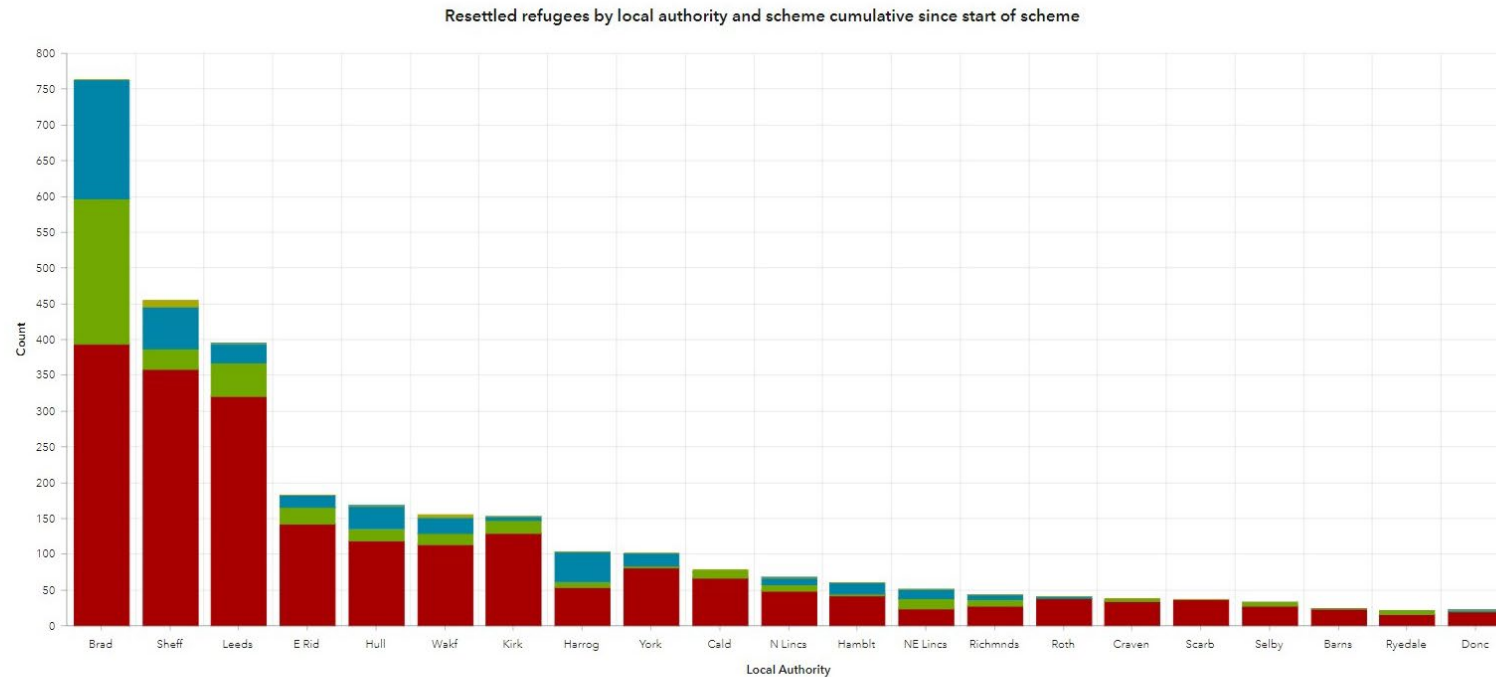
This dashboard presents data released by the [Home Office](#) on 25 August 2022 for the period up to Quarter 2 (April to June 2022).

The dashboard shows refugees resettled through a government resettlement scheme, covering the:

- Vulnerable Person's Resettlement Scheme [VPRS] - ran from March 2014 to February 2021.
- Vulnerable Children's Resettlement Scheme [VCRS] - ran from October 2016 to February 2021.
- United Kingdom Resettlement Scheme [UKRS] - replaced VPRS, VCRS and Gateway Protection Programme in February 2021 and is ongoing.
- Community Sponsorship Scheme [CSS] - commenced in October 2016, with data available from January 2021 and is ongoing.

The data does not cover those who have received refugee status after a successful asylum claim or those who arrived through the Mandate Resettlement Scheme, Afghan Relocations and Assistance Policy [ARAP] or Afghan Citizen's Resettlement Scheme [ACRS].

In the absence of local level data, national data about the nationality of resettled refugees has been included.



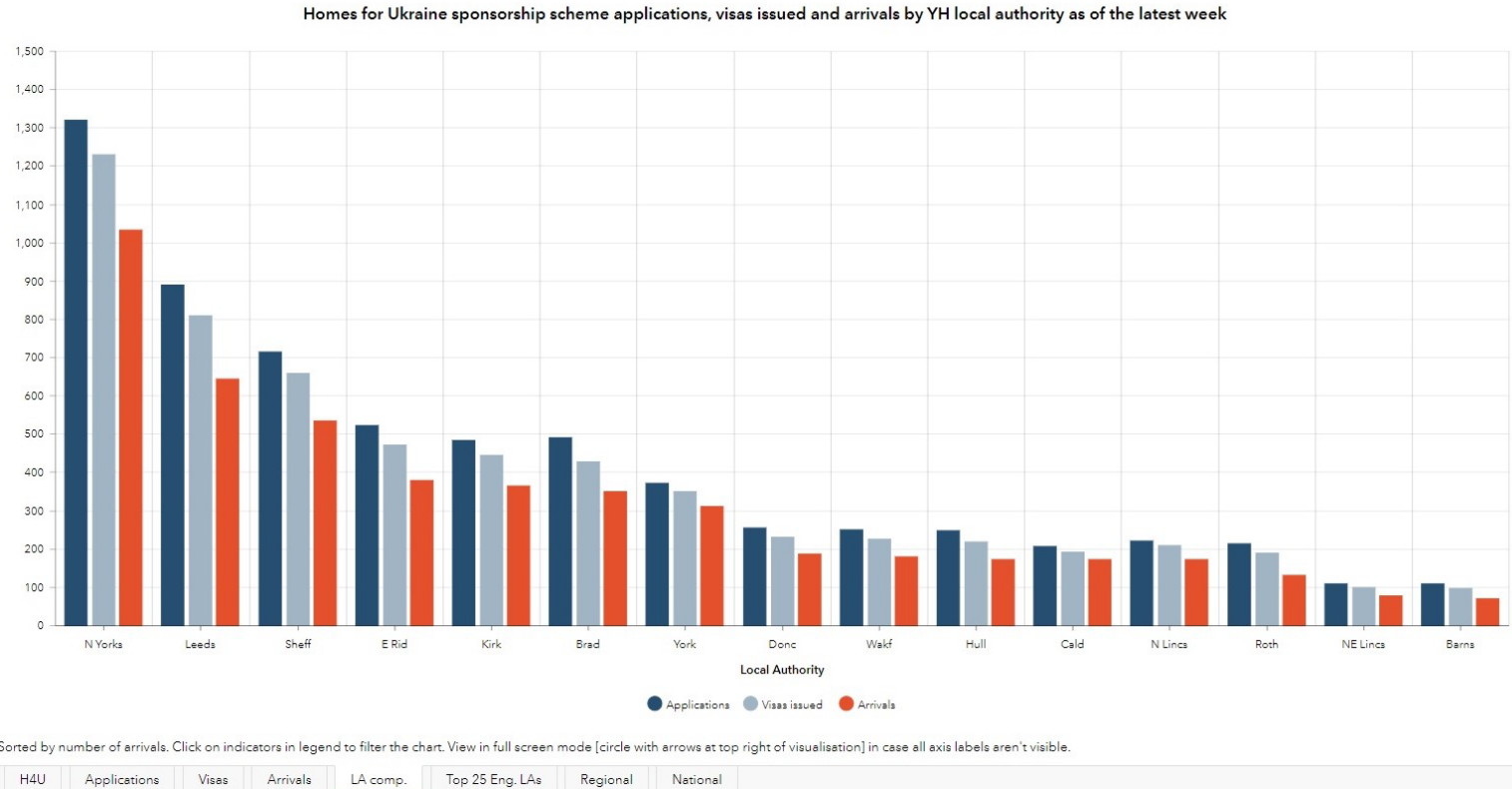
- Arriving through government resettlement schemes (VPRS, VCRS, UKRS, CSS) - [link to MY data dashboard](#)
- **Restricted: Afghan resettlement under ACRS and ARAP** - [link to national level public data](#)
- **Restricted: refugees moving on from the asylum process** - [link to national level initial decisions public data](#)

This dashboard shows data about the Ukrainian population for local areas in Yorkshire and Humber. The dashboard presents data from three different sources:

- A fortnightly update on **applications, visas issued and arrivals under the Homes for Ukraine (H4U) sponsorship scheme as of 25 October 2022** released by the DLUHC on 27 October 2022. In the absence of local level data, national data about the Ukraine Family Scheme and the Ukraine Extension Scheme is provided.
- A snapshot of the **Ukrainian born population taken from preliminary Census 2021 data** released by the ONS on 10 March 2022.
- An update on **National Insurance numbers allocated to Ukrainian nationals up to June 2021** released by the DWP on 26 August 2021.

See the information tab [lower right section] for more details about the data used. View this video or text user guide to help you use this dashboard.

- View this [video](#) or [text user guide](#) to help you use this dashboard.
- Alter browser zoom level to optimise dashboard layout on your screen.
- Click on the enlarge icon that appears at the top right of each visualisation when you hover over it to view in full



## Ukrainian refugees

- Arriving through the Homes for Ukraine scheme - [link to MY data dashboard](#)
- **Blindspot: data about Ukraine Family Scheme and Extension schemes at local level – [link to national level data](#)**
- **Blindspot: movement from original sponsors' address**
- Other sources: monthly local authority level data about [school placements \(includes data for children from Aghanistan and Hong Kong\)](#) and [homeless presentations](#)



This dashboard presents data released by the [Home Office](#) on 25 August 2022 for the period up to Quarter 2 [April to June 2022].

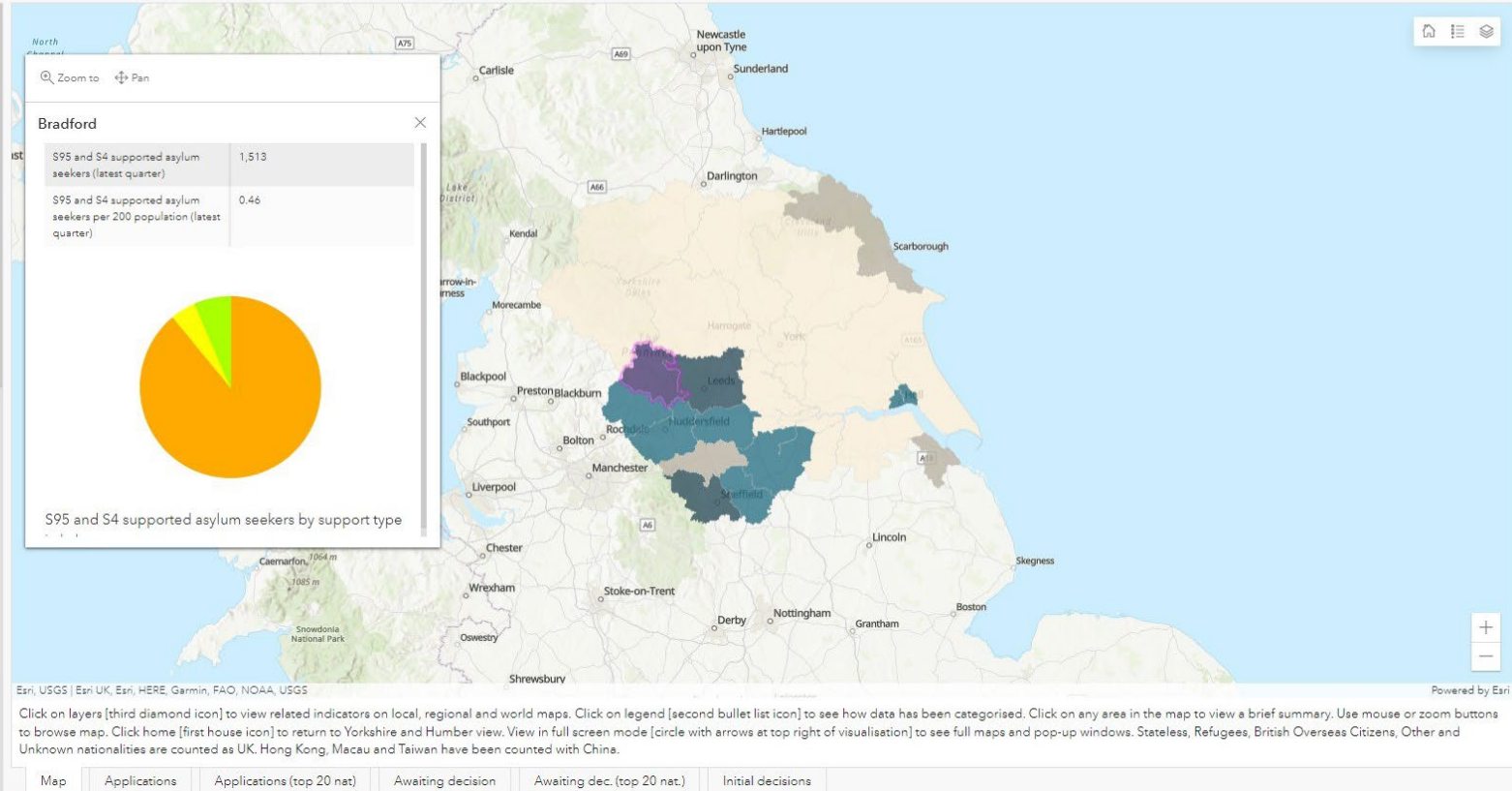
**Sept 2022 Update**

Following a quality assurance exercise, the Home Office identified issues with data about asylum seekers in receipt of support and asylum applications awaiting a decision. Therefore data for quarter 2 should not be used from this dashboard, data for earlier periods is correct and can still be used. This dashboard will be updated at the next release in November 2022.

The dashboard shows asylum seekers who:

- are awaiting a decision on their asylum application and are supported under Section 95 [S95] of the 1999 Act. This includes individuals who are destitute and living in no-choice dispersal housing - dispersed accommodation [DA], as well as individuals receiving a subsistence allowance only [SO], not housing.
- have had their claim refused but are still living in dispersed accommodation and are supported under Section 4 [S4] of the 2002 Act.

It does not cover those asylum seekers: who are waiting for a decision on their Section 95 application [so may be supported under Section 98], those whose cases are considered closed or



## Asylum seekers

- Supported under section 95 (ongoing cases) and section 4 (refused cases) - [link to MY dashboard](#)
- **Restricted: section 98 (initial, emergency and contingency accommodation) and postcode level s95 and s4 dispersal data (including household composition, age group, top 10 nationality and language).**
- Annual DfE snapshot of unaccompanied asylum-seeking children and dispersal under the current National Transfer scheme – [link to MY dashboard](#)
- Other sources: [national data about outcomes, appeals, family reunion, age disputes, returns and detentions](#). Further data on small boat arrivals.

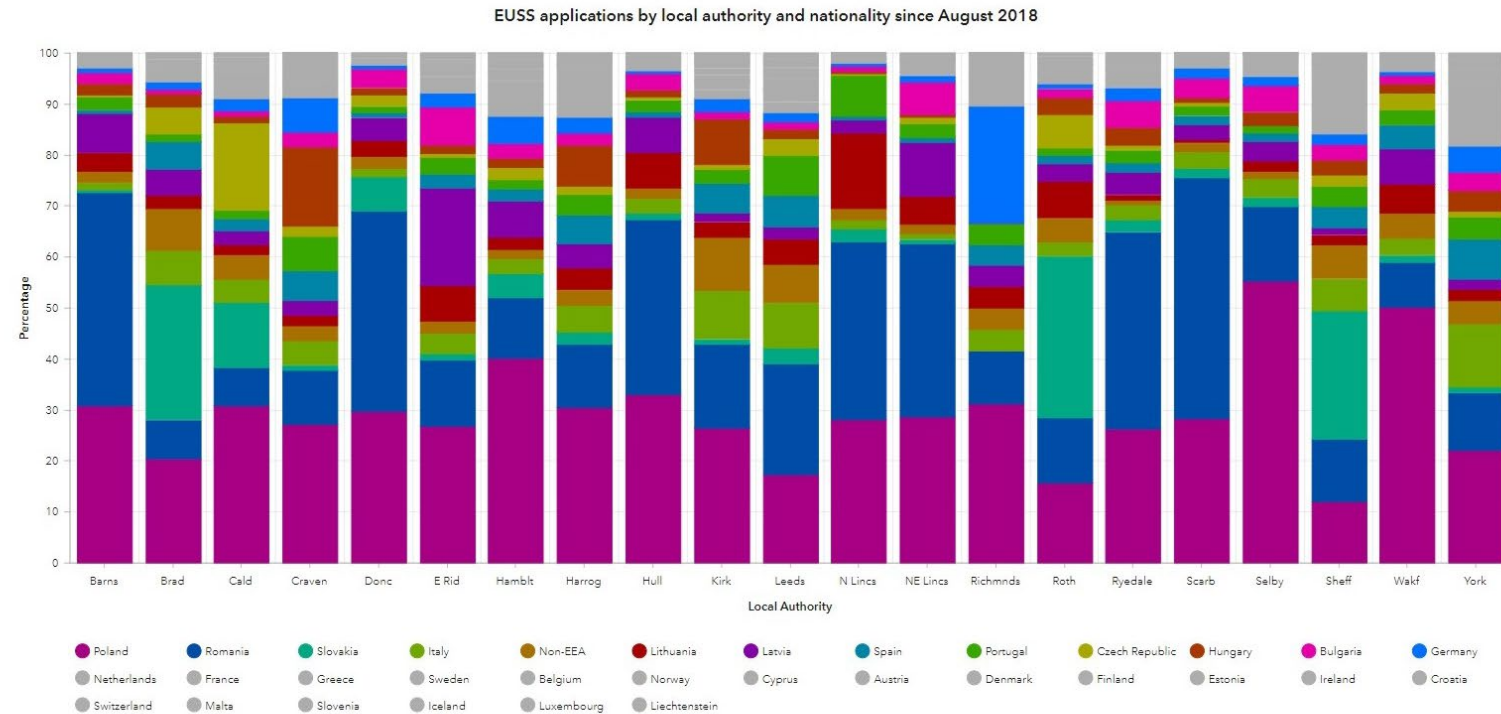
This dashboard presents data released by the [Home Office](#) on 25 August 2022 for the period up to Quarter 2 [April to June 2022].

The dashboard shows all applications and concluded cases since the start of the scheme in August 2018. This includes repeat applications, repeat outcomes from repeat applications, late applications and family members that are non-EEA nationals.

In the absence of local level data, national data about the nationality of non-EEA applicants, repeat applications and outcomes by nationality has been included.

The data is not intended to provide an estimate of the EU population, but can be used to highlight patterns and trends.

- View this video or text user guide to help you use this dashboard.
- Alter zoom level to optimise dashboard layout on your screen.
- Click on the enlarge icon that appears at the top right of each visualisation when you hover over it to view in full screen mode.
- Use the filters in the header to view a profile for a specific local authority, city region or sub region. Only one area in one filter can be selected at a time, otherwise 'no data' or incorrect data may be shown.
- Click on tabs or arrows in each section to view different visualisations.
- Refresh webpage in case data



Scroll through legend to browse all nationalities. View in full screen mode [circle with arrows at top right of visualisation] in case all axis labels aren't visible.

Applications | LA comparison | Regional comp. | Age | Age: LA comp. | Nationality | Nationality: LA comp.

## EU population

- applications and outcomes for the European Union Settlement Scheme - [link to MY dashboard](#)
- **Blindspot:** those that have left since they applied or received settled status and repeat applications

# Other local migration related data

- 🕒 Economic migration:
  - [National Insurance Number applications by overseas nationals](#)
  - [International students](#)
  - [National level data about work and student visa applications and grants](#)
- 🕒 Modern slavery – [NRM referrals](#)
- 🕒 Changing demographics
  - [Births to non UK mothers](#)
  - [School pupils whose first language is not English and ethnicity](#)
  - [Census 2022 migration and identity topic summaries.](#)
- 🕒 Demand on NHS services - GP registrations by recently arrived international residents

# Your views

- ① Can we use GP data to learn about change in demographics at a local level when Censuses become out dated?
- ① List any other data sources you know to evidence migrant populations.
- ① List any data sources you know to evidence migrant health needs or outcomes.



# Migration Yorkshire data dashboards

- Provide an accessible, interactive and visual data experience for users.
- Bring various migration related data sources to in one place for Yorkshire and Humber local authorities.
- Increase knowledge and awareness, influence policy and strategy and support development of evidence-based services for the communities we serve.
- Local area dashboards with video and text user guides:
  - Asylum seekers
  - Refugees
  - Unaccompanied asylum-seeking children
  - European Union Settlement Scheme
  - Ukraine
- Briefings: Ukrainian population in Yorkshire and Humber